

Low Voltage Colors




High Voltage Colors³


TYPE MC CABLE

APPLICATION: KINGWIRE'S aluminum MC Cable can be used to replace wire and conduit in applications such as cable tray, power lighting, service feeders and branch circuits as permitted by the National Electrical Code. Suitable for use in concealed or exposed installations including environmental air spaces per NEC 300.22 (when unjacketed), and in vertical applications if installed per the requirements of NEC 300.19(A) and 330.30. Suitable for Class I Div 2, Class II Div 2, Class III Div 1 Hazardous Locations.

PVC-jacketed MC cable is sunlight resistant and suitable for use in wet locations per NEC 330.10(A)(11).

PRODUCT FEATURES: Type MC cable is constructed with three or four 8000 series compact stranded aluminum 600V/1000V XHHW-2 conductors cabled with a bare or insulated 8000 series aluminum grounding conductor. Aluminum interlocked armor (AIA) is applied over the conductor assembly. All insulated conductors are marked and listed Type XHHW-2 and phase color coded.

STANDARDS:  UL 44
UL 1569
ASTM B800, B801
ICEA S-95-658 (NEMA WC 70)
Federal Specification A-A59544 (formerly J-C-30B)
NFPA 70 (National Electrical Code), Article 330
Compliant to RoHS, Directive 2011/65/EU




TYPE MC CABLE

KINGWIRE MC Cable					
Cond. Size	Sub Assembly O.D.	Overall Diameter	Nominal Weight	Ampacity @ 75°C	Ampacity @ 90°C
AWG or kcmil	inch	inch	lb/1000ft	amps	amps
Three Conductor with Bare Ground					
6-6-6-6	0.58	0.87	248	50	55
4-4-4-6	0.67	0.95	313	65	75
2-2-2-6	0.78	1.06	408	90	100
1-1-1-4	0.90	1.18	512	100	115
1/0-1/0-1/0-4	0.97	1.26	591	120	135
2/0-2/0-2/0-4	1.06	1.34	718	135	150
3/0-3/0-3/0-4	1.16	1.44	845	155	175
4/0-4/0-4/0-2	1.27	1.56	1020	180	205
250-250-250-2	1.41	1.70	1193	205	230
250-250-250-1	1.41	1.70	1209	205	230
300-300-300-2	1.52	1.80	1366	230	260
350-350-350-2	1.62	1.98	1544	250	280
400-400-400-1	1.71	2.08	1732	270	305
400-400-400-3/0	1.73	2.09	1880	270	305
500-500-500-1	1.88	2.24	2131	310	350
500-500-500-2/0	1.88	2.24	2177	310	350
500-500-500-3/0	1.88	2.25	2210	310	350
600-600-600-1	2.11	2.48	2553	340	385
600-600-600-3/0	2.11	2.48	2632	340	385
600-600-600-400	2.20	2.56	2863	340	385
600-600-600-500	2.23	2.60	2962	340	385
600-600-600-600	2.27	2.64	3063	340	385
750-750-750-1/0	2.32	2.68	3073	385	435
750-750-750-3/0	2.32	2.68	3130	385	435

Notes:

1. Ampacities shown are based on the National Electrical Code (NFPA 70) Table 310.16. Ampacities have been adjusted for more than three current-carrying conductors.
2. Other ground sizes are available upon request. **MC cables in parallel must have a ground size meeting the minimum size specified in NEC Table 250.122 based on the rating or setting of the over-current protection device. Cables with undersized grounds will not meet code and are subject to rejection by the electrical inspector.** Where necessary to comply with NEC 250.4(A)(5) or (B)(4), larger ground sizes may be required.
3. High voltage colors may not be stocked. Not all sizes are stocked.




TYPE MC CABLE

KINGWIRE MC Cable					
Cond. Size	Sub Assembly O.D.	Overall Diameter	Nominal Weight	Ampacity @ 75°C	Ampacity @ 90°C
AWG or kcmil	inch	inch	lb/1000ft	amps	amps
Four Conductor with Bare Ground					
6-6-6-6-6	0.66	0.94	300	40	44
4-4-4-4-6	0.76	1.05	385	52	60
2-2-2-2-6	0.89	1.17	510	72	80
1-1-1-1-4	1.03	1.31	641	80	92
1/0-1/0-1/0-1/0-4	1.11	1.40	747	96	108
2/0-2/0-2/0-2/0-4	1.20	1.49	907	108	120
3/0-3/0-3/0-3/0-4	1.31	1.60	1073	124	140
4/0-4/0-4/0-4/0-2	1.45	1.74	1300	144	164
250-250-250-250-2	1.60	1.97	1536	164	184
250-250-250-250-1	1.61	1.97	1554	164	184
300-300-300-300-2	1.72	2.08	1765	184	208
300-300-300-300-1	1.73	2.09	1850	184	208
350-350-350-350-1/0	1.85	2.21	2098	200	224
400-400-400-400-1/0	1.95	2.31	2328	216	244
400-400-400-400-3/0	1.97	2.34	2391	216	244
500-500-500-500-2/0	2.14	2.50	2795	248	280
500-500-500-500-250	2.19	2.55	2914	248	280
600-600-600-600-2/0	2.39	2.75	3351	272	308
600-600-600-600-400	2.49	2.85	3620	272	308
750-750-750-750-3/0	2.63	2.99	4046	308	348

Notes:

1. Ampacities shown are based on the National Electrical Code (NFPA 70) Table 310.16. Ampacities have been adjusted for more than three current-carrying conductors.
2. Other ground sizes are available upon request. **MC cables in parallel must have a ground size meeting the minimum size specified in NEC Table 250.122 based on the rating or setting of the over-current protection device. Cables with undersized grounds will not meet code and are subject to rejection by the electrical inspector.** Where necessary to comply with NEC 250.4(A)(5) or (B)(4), larger ground sizes may be required.
3. High voltage colors may not be stocked. Not all sizes are stocked.




TYPE MC CABLE

KINGWIRE MC Cable					
Cond. Size	Sub Assembly O.D.	Overall Diameter	Nominal Weight	Ampacity @ 75°C	Ampacity @ 90°C
AWG or kcmil	inch	inch	lb/1000ft	amps	amps
Three Conductor with Insulated Green Ground					
6-6-6-6	0.63	0.92	272	50	55
4-4-4-6	0.71	1.00	336	65	75
2-2-2-6	0.82	1.10	430	90	100
1-1-1-4	0.94	1.22	538	100	115
1/0-1/0-1/0-4	1.01	1.29	618	120	135
2/0-2/0-2/0-4	1.09	1.37	744	135	150
3/0-3/0-3/0-4	1.18	1.46	869	155	175
4/0-4/0-4/0-2	1.30	1.59	1052	180	205
250-250-250-2	1.43	1.72	1223	205	230
250-250-250-1	1.45	1.74	1252	205	230
300-300-300-2	1.53	1.89	1405	230	260
350-350-350-2	1.62	1.98	1571	250	280
350-350-350-1	1.64	2.00	1600	250	280
400-400-400-1	1.73	2.09	1838	270	305
400-400-400-3/0	1.78	2.14	1940	270	305
500-500-500-1	1.88	2.24	2168	310	350
500-500-500-2/0	1.91	2.27	2228	310	350
500-500-500-3/0	1.93	2.29	2270	310	350
600-600-600-1	2.11	2.48	2590	340	385
600-600-600-3/0	2.14	2.51	2688	340	385
600-600-600-4/0	2.16	2.53	2739	340	385
600-600-600-350	2.24	2.60	2913	340	385
600-600-600-400	2.26	2.63	2971	340	385
600-600-600-500	2.31	2.67	3083	340	385
600-600-600-750	2.43	2.79	3397	340	385
750-750-750-1/0	2.32	2.68	3113	385	435
750-750-750-3/0	2.33	2.69	3184	385	435

Notes:


1. Ampacities shown are based on the National Electrical Code (NFPA 70) Table 310.16. Ampacities have been adjusted for more than three current-carrying conductors.
2. Other ground sizes are available upon request. **MC cables in parallel must have a ground size meeting the minimum size specified in NEC Table 250.122 based on the rating or setting of the over-current protection device. Cables with undersized grounds will not meet code and are subject to rejection by the electrical inspector.** Where necessary to comply with NEC 250.4(A)(5) or (B)(4), larger ground sizes may be required.
3. High voltage colors may not be stocked. Not all sizes are stocked.



TYPE MC CABLE

KINGWIRE MC Cable					
Cond. Size	Sub Assembly O.D.	Overall Diameter	Nominal Weight	Ampacity @ 75°C	Ampacity @ 90°C
AWG or kcmil	inch	inch	lb/1000ft	amps	amps
Four Conductor with Insulated Green Ground					
6-6-6-6-6	0.70	0.99	322	40	44
4-4-4-4-6	0.80	1.08	407	52	60
2-2-2-2-6	0.92	1.21	532	72	80
1-1-1-1-4	1.06	1.35	667	80	92
1/0-1/0-1/0-1/0-4	1.15	1.43	773	96	108
2/0-2/0-2/0-2/0-4	1.24	1.52	933	108	120
3/0-3/0-3/0-3/0-4	1.34	1.63	1099	124	140
4/0-4/0-4/0-4/0-2	1.48	1.77	1331	144	164
250-250-250-250-2	1.63	1.99	1568	164	184
250-250-250-250-1	1.65	2.01	1596	164	184
300-300-300-300-2	1.75	2.11	1864	184	208
300-300-300-300-1	1.77	2.13	1894	184	208
350-350-350-350-1/0	1.89	2.25	2145	200	224
400-400-400-400-1	1.97	2.33	2348	216	244
400-400-400-400-1/0	1.98	2.35	2375	216	244
400-400-400-400-3/0	2.02	2.38	2450	216	244
500-500-500-500-2/0	2.18	2.54	2846	248	280
500-500-500-500-3/0	2.19	2.56	2888	248	280
500-500-500-500-250	2.24	2.60	2997	248	280
600-600-600-600-2/0	2.43	2.79	3402	272	308
600-600-600-600-3/0	2.44	2.81	3444	272	308
600-600-600-600-400	2.55	2.91	3725	272	308
600-600-600-600-500	2.59	2.95	3837	272	308
750-750-750-750-3/0	2.66	3.02	4103	308	348

1. Ampacities shown are based on the National Electrical Code (NFPA 70) Table 310.16. Ampacities have been adjusted for more than three current-carrying conductors.
2. Other ground sizes are available upon request. **MC cables in parallel must have a ground size meeting the minimum size specified in NEC Table 250.122 based on the rating or setting of the over-current protection device. Cables with undersized grounds will not meet code and are subject to rejection by the electrical inspector.** Where necessary to comply with NEC 250.4(A)(5) or (B)(4), larger ground sizes may be required.
3. High voltage colors may not be stocked. Not all sizes are stocked.




TYPE MC CABLE

KINGWIRE MC Cable							
Cond. Size	Sub Assembly O.D.	Armor Diameter	Jacket Thickness	Overall Diameter	Nominal Weight	Ampacity @ 75°C	Ampacity @ 90°C
AWG or kcmil	inch	inch	mils	inch	lb/1000ft	amps	amps
Three Conductor with Insulated Green Ground and Overall PVC Jacket							
6-6-6-6	0.63	0.92	50	1.02	364	50	55
4-4-4-6	0.71	1.00	50	1.10	435	65	75
2-2-2-6	0.82	1.10	50	1.20	539	90	100
1-1-1-4	0.94	1.22	50	1.32	659	100	115
1/0-1/0-1/0-4	1.01	1.29	50	1.39	746	120	135
2/0-2/0-2/0-4	1.09	1.37	50	1.47	879	135	150
3/0-3/0-3/0-4	1.18	1.46	50	1.56	1013	155	175
4/0-4/0-4/0-2	1.30	1.59	60	1.71	1240	180	205
250-250-250-2	1.43	1.72	60	1.84	1425	205	230
250-250-250-1	1.45	1.74	60	1.86	1457	205	230
300-300-300-2	1.53	1.89	60	2.01	1608	230	260
350-350-350-2	1.62	1.98	60	2.10	1805	250	280
400-400-400-1	1.73	2.09	60	2.21	2015	270	305
500-500-500-1	1.88	2.24	60	2.36	2431	310	350
500-500-500-2/0	1.91	2.27	75	2.42	2562	310	350
600-600-600-1	2.11	2.48	75	2.63	2955	340	385
600-600-600-400	2.26	2.63	75	2.78	3356	340	385
600-600-600-500	2.31	2.67	75	2.82	3474	340	385
750-750-750-1/0	2.32	2.68	75	2.83	3507	385	435

Notes:

1. Ampacities shown are based on the National Electrical Code (NFPA 70) Table 310.16. Ampacities have been adjusted for more than three current-carrying conductors.
2. Other ground sizes are available upon request. **MC cables in parallel must have a ground size meeting the minimum size specified in NEC Table 250.122 based on the rating or setting of the over-current protection device. Cables with undersized grounds will not meet code and are subject to rejection by the electrical inspector.** Where necessary to comply with NEC 250.4(A)(5) or (B)(4), larger ground sizes may be required.
3. High voltage colors may not be stocked. Not all sizes are stocked.
4. PVC-jacketed MC is not stocked.



TYPE MC CABLE

KINGWIRE MC Cable							
Cond. Size	Sub Assembly O.D.	Armor Diameter	Jacket Thickness	Overall Diameter	Nominal Weight	Ampacity @ 75°C	Ampacity @ 90°C
AWG or kcmil	inch	inch	mils	inch	lb/1000ft	amps	amps
Four Conductors with Insulated Green Ground and Overall PVC Jacket							
6-6-6-6	0.70	0.99	50	1.09	421	40	44
4-4-4-4	0.80	1.08	50	1.18	515	52	60
2-2-2-2	0.92	1.21	50	1.31	651	72	80
1-1-1-4	1.06	1.35	50	1.45	800	80	92
1/0-1/0-1/0-1/0-4	1.15	1.43	50	1.53	914	96	108
2/0-2/0-2/0-2/0-4	1.24	1.52	60	1.64	1114	108	120
3/0-3/0-3/0-3/0-4	1.34	1.63	60	1.75	1292	124	140
4/0-4/0-4/0-4/0-2	1.48	1.77	60	1.89	1540	144	164
250-250-250-250-2	1.63	1.99	60	2.11	1803	164	184
250-250-250-250-1	1.65	2.01	60	2.13	1834	164	184
300-300-300-300-2	1.75	2.11	60	2.23	2113	184	208
300-300-300-300-1	1.77	2.13	60	2.25	2144	184	208
350-350-350-350-1/0	1.89	2.25	60	2.37	2409	200	224
400-400-400-400-1/0	1.98	2.35	75	2.50	2721	216	244
500-500-500-500-2/0	2.18	2.54	75	2.69	3220	248	280
500-500-500-500-250	2.24	2.60	75	2.75	3381	248	280
600-600-600-600-2/0	2.43	2.79	75	2.94	3812	272	308
600-600-600-600-400	2.55	2.91	75	3.06	4152	272	308
600-600-600-600-500	2.59	2.95	75	3.10	4269	272	308
750-750-750-750-3/0	2.66	3.02	85	3.19	4607	308	348

Notes:

1. Ampacities shown are based on the National Electrical Code (NFPA 70) Table 310.16. Ampacities have been adjusted for more than three current-carrying conductors.
2. Other ground sizes are available upon request. **MC cables in parallel must have a ground size meeting the minimum size specified in NEC Table 250.122 based on the rating or setting of the over-current protection device. Cables with undersized grounds will not meet code and are subject to rejection by the electrical inspector.** Where necessary to comply with NEC 250.4(A)(5) or (B)(4), larger ground sizes may be required.
3. High voltage colors may not be stocked. Not all sizes are stocked.
4. PVC-jacketed MC is not stocked.